

FIELDSTONE®

C A B I N E T R Y

DESIGN PLANNER

We encourage you to contact a Fieldstone Cabinetry Specialist nearest you. Call us at 800.339.5369 for the Specialist nearest you. He or she will have many ideas for you to consider. It will also help if you take a minute to fill out this “Design Planner” before visiting the showroom of a Fieldstone Cabinetry Specialist. It helps you sort and plan all the details that go into a cabinetry design. Fill out one planner per room—remember, cabinetry is a beautiful way to add function to any room!

What is the main reason you are changing your kitchen?

What particular problems do you have with your present kitchen?

Has anyone assisted in your planning?

- Yes No

Did you have any objections to the plan?

- Yes No

If “yes”, what objections did you have?

This planner is for which room?

- | | |
|------------------------------------|-----------------------------------|
| <input type="radio"/> Kitchen | <input type="radio"/> Master Bath |
| <input type="radio"/> Bath 1 | <input type="radio"/> Bath 2 |
| <input type="radio"/> Bath 3 | <input type="radio"/> Family Room |
| <input type="radio"/> Utility Room | <input type="radio"/> Wet Bar |
| <input type="radio"/> Mud Room | |
| <input type="radio"/> Other Room | _____ |
| <input type="radio"/> Other Room | _____ |

LIFESTYLE DETAILS

Please complete this sentence.

“I want this space to be...

- pleasing to the eye. I am willing to sacrifice some function to achieve a beautiful room.”
- efficient. I don’t want to spend a lot of time in the kitchen on routine tasks.”
- family friendly. We spend a lot of time in the kitchen together.”
- balanced. To achieve this visual symmetry, I will sacrifice function for aesthetics.”
- budget-conscious. I’ve indicated my budget on page two.”

How many are in your family? _____

What are the children’s ages? _____

The height of the first/only cook is: _____

The first/only cook is right-handed left-handed

The height of the second cook is: _____

The second cook is right-handed left-handed

Please check one:

- I want an eating area in the kitchen.
- I want a separate dining room.
- I want both an eating area in the kitchen and a separate dining room.

I need seating for _____ people at an

- island peninsula

Do you entertain frequently?

- No
- Yes. Please specify: formally informally both

Are there any special needs that should be addressed in the designing of this room?

- No If Yes, explain _____

Will you need lighting under the cabinets?

- Yes No

What activities happen in your kitchen? Check all that apply:

- Homework Paying bills
- TV viewing Crafts/hobbies
- Computer work/internet surfing
- Canning/preserving food
- Laundry Sorting recyclables
- Baking Wine Storage

PROJECT DETAILS

Type of Project

- New Construction Remodel

Approximate start date: _____

Approximate completion date: _____

Who will install your cabinets?

- Professional installer/contractor
 Do-it-yourself
 Both

Budget

We want to be prepared to design within your budget. Please check the budget that is most realistic for this cabinetry project.

These amounts are for the cabinetry only.

- Under \$5,000 \$5,000-\$10,000
 \$10,000-\$15,000 \$15,000-\$20,000
 \$20,000-\$25,000 \$25,000-\$30,000
 Over \$30,000

I'm considering this Wood Species:

- Alder Rustic Alder
 Cherry Rustic Cherry
 Hickory Rustic Hickory
 Lyptus Maple
 Red Oak Quarter Sawn Red Oak

I'm considering this Finish

- Stain Stain with Glaze
 Tinted Varnish Tinted Varnish with Glaze
 Amaretto Bordeaux
 Chateaux Cottage
 Licorice Linen
 Oatmeal Old World Distressing
 Villa Ivory
 Custom Stain Custom Tinted Varnish

I'm considering these Finish Options (available on select finishes)

- Distressing No Distressing
 Spattering No Spattering

I'm considering these Inset Cabinetry Options

- Flush Inset Face Frame Beaded Inset Face Frame
 Five Piece Drawer Header
 Profiled Drawer Header (Kingston and LaSalle only)

I'm considering this Inset Cabinetry Door

- Athens Dayton
 Delhi Fairfield
 Kingston Knightengale
 LaCrosse LaGrange
 LaSalle Mackenna

I'm considering this Door Style

- Aero Aledo
 Arcata Arden
 Ashford Audobon
 Augustine Avonsdale
 Bainbridge Bellmonte
 Berkeley Breton
 Brighton Bristol
 Buena Vista Cannes
 Carmelo Carlisle
 Charleston Cologne
 Concord Farmington
 Freeport Fullville
 Glen Cove Griffith
 Gulfport Hampton
 Hanover Harbor
 Hartford Heritage
 Hollister Hudson
 Jamesburg Juniper
 Lamesa Madison
 Manchester Manteca
 Milan Monroe
 Monte Carlo Monterey
 Newburg Pacific Grove
 Pierson Portland
 Prescott Princeton
 Raleigh Ridgeway
 Rockingham Romance
 Roseburg Royale
 San Carlos Sedona
 Seville Shelburne
 Sheyenne Somerset
 Stanton Stratford
 Sunnydale Sycamore
 Tempe Tremont
 Versailles Wakefield
 Waldorf Waterway
 Wayburg Westburg
 Westport Winslow
 Woodfield

I'm considering these Door/Drawer Options (available on select door styles)

- Bevel pulls Optional Edge
 Finger routes Single Pegs
 Double Pegs Soft Close Doors

I'm considering these Drawer Header Options (available on select drawers)

- Five Piece Drawer Header
 Regent Drawer Profile

Our decorative accents offer inventive options for expressing your personality. Check any options you are considering.

FURNITURE TREATMENTS

- Feet
- Turned Posts
- Decorative Skirts
- Toe Treatments
- Valances

ACCENTS/FOCAL POINTS

- Staggered Heights
- Staggered Depths at Sink or Range

EMBELLISHMENTS

- Corbels
- Cottage Wire
- Decorative Glass Doors
- Moulding
- Mullion Doors
- Onlays
- Woven Wire
- Metal Inserts

ISLANDS

- One height
- Staggered heights
- Snack bar

OTHER

- Wood hood
- Hearth over cooking area
- Lowered baking center

Check the theme that best represents your personality or style.



Arts & Crafts

Clean design, minimal decorative elements, linear design, natural colors, emphasis on natural elements, careful hand-crafting.



Cottage

Eclectic, mix of elements, well used and loved feeling, staggered heights, broken lines, multiple finish colors to make pieces look stand-alone.



Georgian

Refined, geometric design, balanced elements, columns and vertical emphasis, simple linear detail, traditional Americana and Classical decorative elements and colors.



Old World

Heavy dark elements, detailed carving, dominant scale, aged finishes, rich dark colors, intricate carvings, mixing of materials from wood to metal to plaster, aged finish even when new.



Shaker Inspired

Clean lines, simplicity, minimal detailing, painted and natural wood finishes, handcrafted feel, typical colors include brick red, mustard, blue and cream.



Contemporary/Asian

Uncluttered, clean lines. Groupings of cabinetry in similar heights, blends of materials, form and function first priority.




French

Delicate scale, curved flowing lines, separation of cabinetry elements go create a feeling of stand-alone furniture pieces, softer colors, elegant, feminine decorative elements.




Nature

Bring the outdoors inside, colors and elements of nature represented, uncomplicated design, natural finishes, a place to retreat.



Rustic Retreat

Comfortable lodge feeling, rustic wood species, colors of nature both vibrant and neutral, comfort over design or function, elements of nature as decorative elements.



Tuscany

Emphasis on hearth area, staggered cabinet heights, simpler door styles. Decorative cabinetry elements add weight and focus. Sunny colors. Decorative accessories include pottery, metals, terra cotta, baskets.

CABINET AND ACCESSORY WISH LIST

ORGANIZE THE COOK

I need storage for:

- cookbooks
 - spices
 - baking sheets
 - wastebasket
 - recycling
 - stemware
 - wine
 - cutlery
 - pots and pans
 - small appliances (list):
-
-
-

Will there be a computer used in this room?

- Yes No

BATHROOMS

I need storage for:

- make-up
- hair dryer/straightener
- wastebasket
- towels
- linens
- mini fridge

I'd also like:

- staggered height counters

MASTER SUITE CLOSETS/BEDROOMS

I need storage for:

- linens
- jewelry
- mirror
- accessories
- shoes
- mini fridge
- fridge drawer
- beverage center (coffee)

LAUNDRY/MUD ROOM/ENTRY

I need storage for:

- ironing board/iron
- detergent supplies
- laundry storage
- boots/shoes
- coats
- pet supplies
- gardening supplies
- sports equipment
- kids storage
- recycling
- schedules and messages

FOR HOME OFFICE & HOBBY AREAS

I need storage for:

- computers and peripherals
 - books
 - CDs/DVDs
 - files
 - craft/sewing items
 - other (list):
-
-
-

Will there be a computer used in this room?

- Yes No

FOR THE HOME BAR

I need storage for:

- large bottles
 - wine number of bottles _____
 - stemware
 - cutlery
 - wastebasket
 - small appliances (list):
-
-
-

DISPLAYING COLLECTIBLES

I'd also like:

- Buffet
- Cottage Wire Inserts
- Decorative Glass Doors
- Hutch
- Mullion Doors
- Open Shelving
- Plate Rack
- Sideboard

THE MEDIA ROOM/FAMILY ROOM

I need storage for:

- television, size:
w h d
- CD/DVD player, size:
w h d
- speakers, size:
w h d
- CDs/DVDs
- books
- collectibles
- kids games

Will there be a computer used in this room?

- Yes No

DRAWING YOUR FLOOR PLAN

We want to design your project accurately from the beginning. You can help us by providing a floor plan. Using the grid page 6, indicate your floor plan and record the following dimensions and the location of doors, windows and appliances.

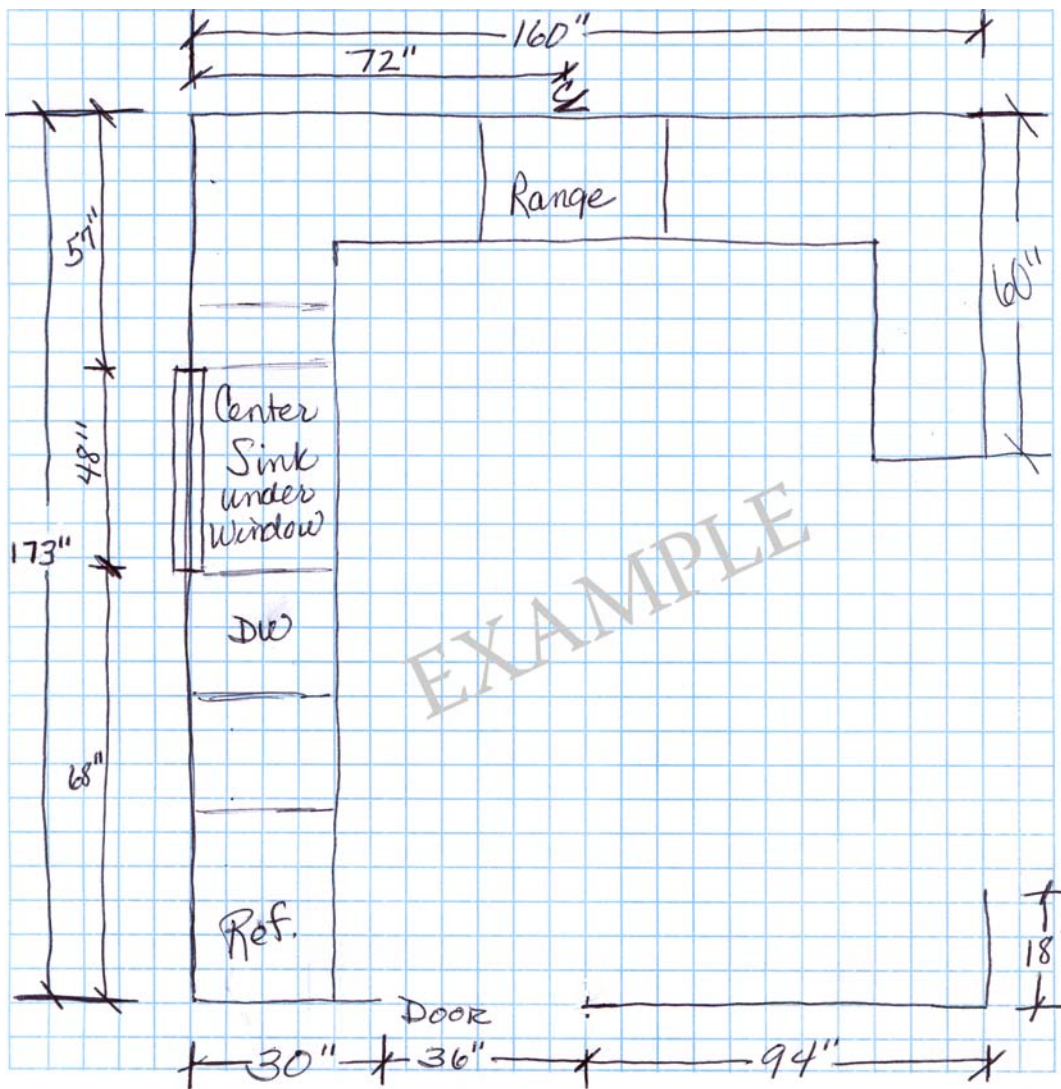
FLOOR PLAN INFORMATION

- Begin by roughly drawing the shape of your room on a plain sheet of paper or a copy of the grid on page 6. Add doors, windows, breaks in the wall and all obstructions. Indicate in which direction doors swing and where they lead. Note utility connections, ducts, outlets, lighting fixtures vents and radiators. Record all details in inches on your rough drawing. (see example below)

- Start in one corner of the room, select a wall, and measure the distance in inches, of every item on that wall from the corner. Write all measurements on your sketch. (see example below)
- Continue to measure all around the room until everything is located, measured and marked on your sketch.
- Indicate the overall length of walls, height of the walls and the distance of everything from the floor—like outlets, light switches, ledges and soffits. For new construction, remember to take into consideration sheetrock thickness.
- Check that you correctly measured your room by adding your measurements for each wall and comparing them to the opposite wall.
- Include dimensions of islands or peninsulas.


TRANSFER YOUR INFORMATION

- Using the grid on page 6, transfer the information from your sketch. Use the example below as a guide as to what dimensions are necessary to complete your design. Cross check your layout with your measured sketch.



FLOOR PLAN

So that your sketch is legible after faxing, please use this specially designed floor plan grid instead of other grid paper; and use ink; pencil marks don't fax well.



APPLIANCE SPECIFICATIONS

I'm considering this	I've chosen this	Brand and Model	DIMENSIONS			Decorative Appliance Panels? YES or NO	Other Information
			Width	Height	Depth		
<input type="radio"/>	<input type="radio"/>	Refrigerator				YES or NO	
<input type="radio"/>	<input type="radio"/>	Mini fridge					
<input type="radio"/>	<input type="radio"/>	Fridge drawer					
<input type="radio"/>	<input type="radio"/>	Range					
<input type="radio"/>	<input type="radio"/>	Range Hood					
<input type="radio"/>	<input type="radio"/>	Cook top					
<input type="radio"/>	<input type="radio"/>	Single Oven					
<input type="radio"/>	<input type="radio"/>	Double Oven					
<input type="radio"/>	<input type="radio"/>	Microwave					
<input type="radio"/>	<input type="radio"/>	Microwave Space Saver					
<input type="radio"/>	<input type="radio"/>	Dishwasher One				YES or NO	
<input type="radio"/>	<input type="radio"/>	Dishwasher Two				YES or NO	
<input type="radio"/>	<input type="radio"/>	Sink					Single or Double Bowl?
<input type="radio"/>	<input type="radio"/>	Auxiliary Sink					Location:
<input type="radio"/>	<input type="radio"/>	Compactor				YES or NO	
<input type="radio"/>	<input type="radio"/>	Ice Maker					
<input type="radio"/>	<input type="radio"/>	Built in coffee maker					
<input type="radio"/>	<input type="radio"/>	Wine Cooler					
<input type="radio"/>	<input type="radio"/>	Warming Drawer					
<input type="radio"/>	<input type="radio"/>	Washer					
<input type="radio"/>	<input type="radio"/>	Dryer					
<input type="radio"/>	<input type="radio"/>	Television					
<input type="radio"/>	<input type="radio"/>	Other					
<input type="radio"/>	<input type="radio"/>	Other					

AN IMPORTANT NOTE ABOUT APPLIANCES A cabinetry order cannot be placed without appliance dimensions. We want your cabinetry order to proceed on a timely basis, so please provide complete appliance information as early as possible in the design process.